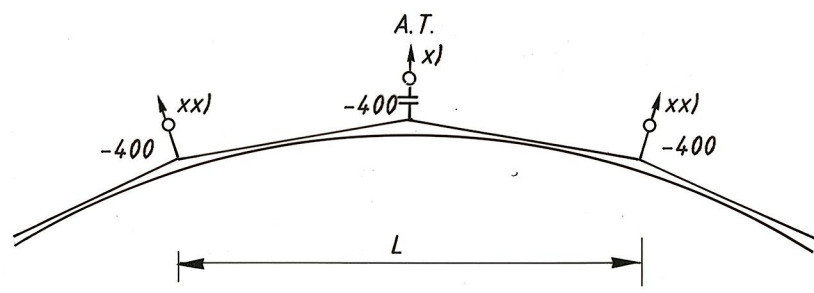
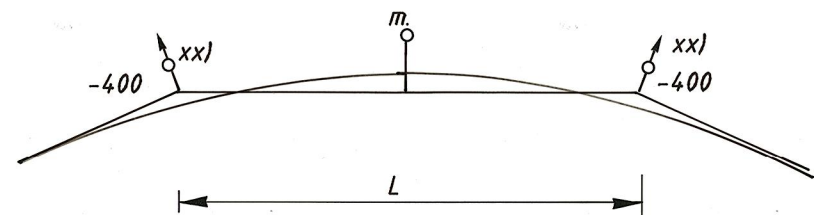
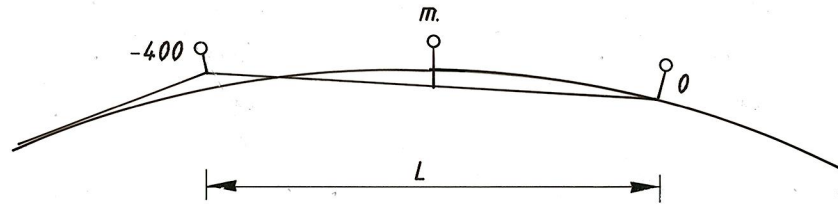
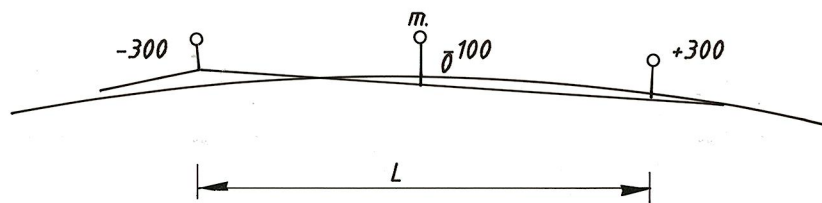
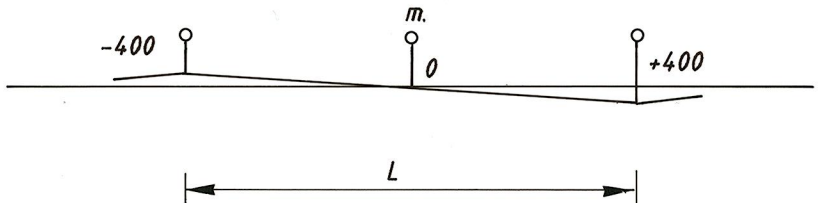


Spennlengder og sik-sak, samt bardunering ved store vindpåkjenninger.

Spennlengde L	Kurveradius $R-m$	Sik - sak.
60 55 50 45 40 35 30	190 - 559 160 - 474 130 - 389 105 - 314 85 - 249 65 - 189 50 - 139	
60 55 50 45 40 35 30	560 - 1249 475 - 1049 390 - 849 315 - 699 250 - 549 190 - 424 140 - 299	
60 55 50 45 40 35 30	1250 - 3374 1050 - 2829 850 - 2349 700 - 1899 550 - 1499 425 - 1144 300 - 844	
60 55 50 45 40 35 30	3375 - ∞ -1 2830 - " 2950 - " 1900 - " 1500 - " 1145 - " 845 - "	
	∞	

x) Bardun ved R mindre enn 320m
xx) " " R " " 1200m

Hst. E.-avd.
24-6-1955

Had-E 23.186 Tove