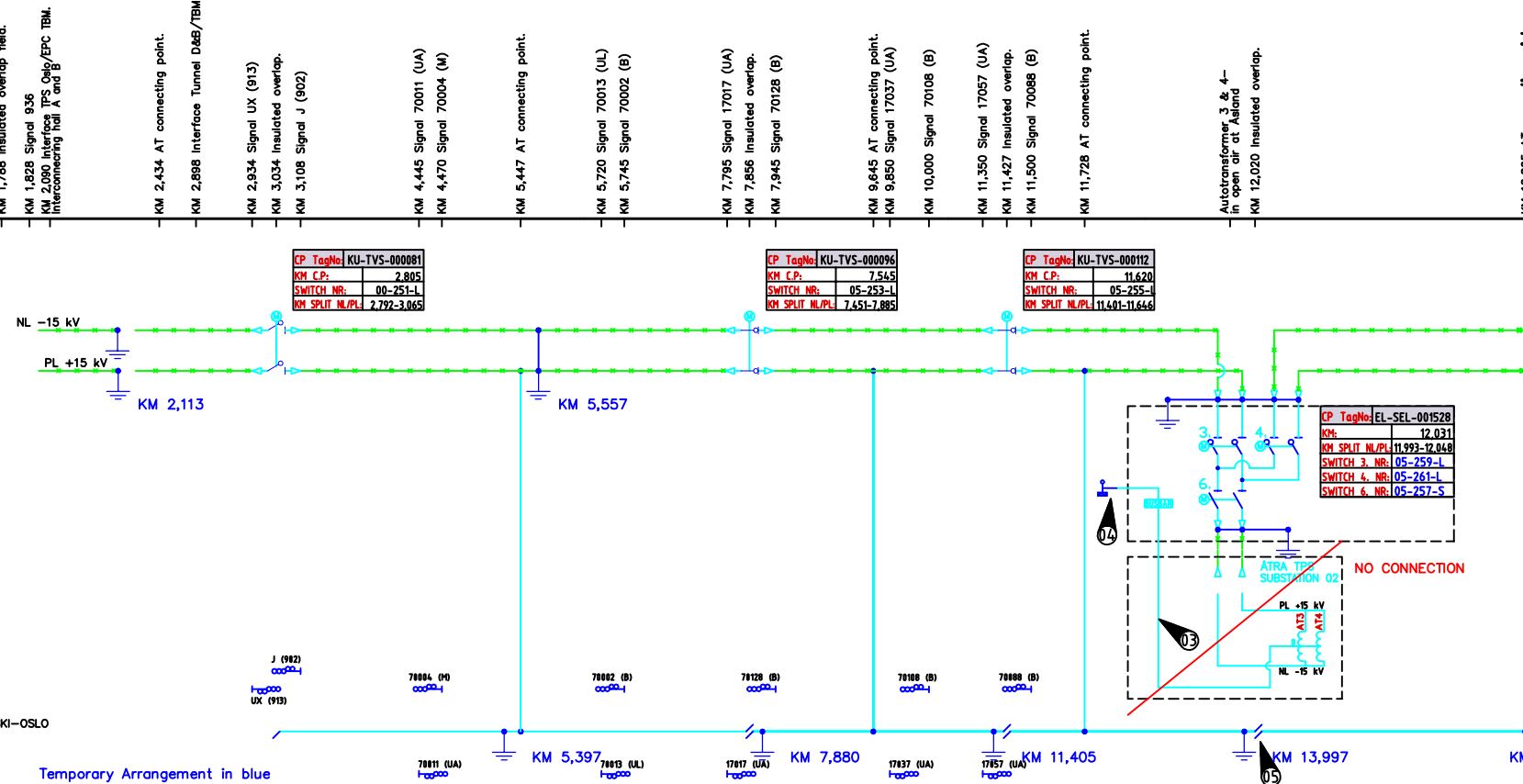
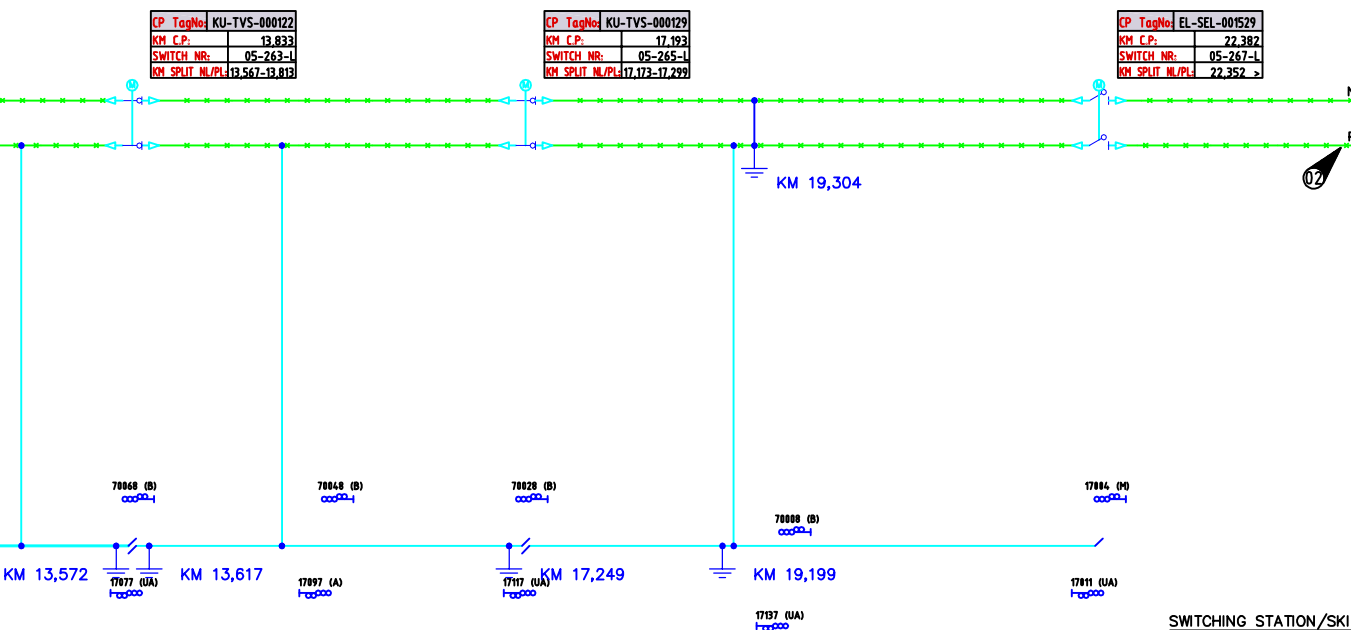
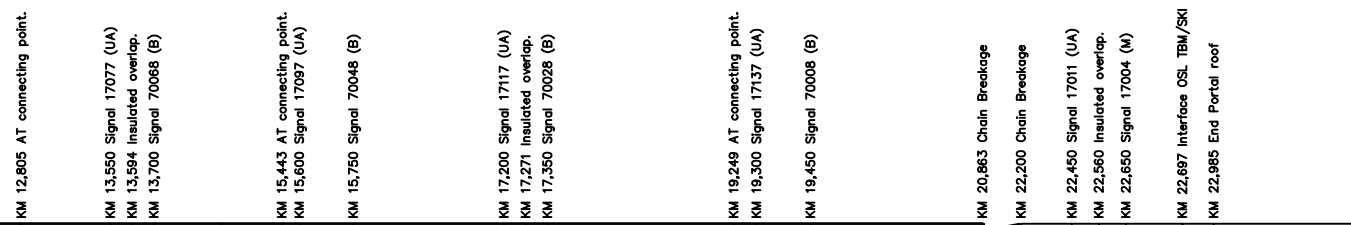


← OSLO S TPS SUBSTATION 01



Temporary Arrangement in blue



SWITCHING STATION/SKI ST. →

- REMARKS:**
- AUTO TRANSFORMERS IS LOCATED IN OPEN AIR BY ASLAND
 - ALL SWITCH ARRANGEMENT ARE PLACED IN HIGH-VOLTAGE ROOM IN CROSS PASS OR TECHNICAL BUILDINGS.
 - POSITIVE AND NEGATIVE FEEDERS AS UNINSULATED CONDUCTORS IN THE TUNNEL.
 - SURGE ARRESTERS MOUNTED BEFORE ENTERING THE TUNNEL.
 - SHORT CIRCUIT INDICATOR ON ALL OVERHEAD CONTACT LINE SECTIONS
 - ALL KM FOR INBOUND REFERS TO CHAINAGE FOR INBOUND TRACK
 - DIVISIONS AND INTERFACES FOR THE WORK AREAS HAVE NOT BEEN DECIDED
 - ① COUPLING POINT IN OSLO S INTERCONNECTING HALL A. INTERFACE TPS: EPC OSLO
 - ② HIGH VOLTAGE CABLES FOR NL AND PL, 2 X 400 mm² IN CABLE DUCTS
 - ③ RETURN CONDUCTOR 4 x 240/61 mm² CONNECTED TO BUSHBAR. FOR DETAILS: EK.8002
 - ④ CONNECTIONS TO RUNNING RAIL WITH Cu 95 mm²
 - ⑤ THE INSULATED OVERLAP IS NOT RELOCATED WITH THE OPTICAL SIGNALS.
 - ⑥ EPC OSLO S/D&B RESPONSIBILITY

Document for work purposes only